

NO CHARGE TO OUR CUSTOMERS



Custom Online Credit Application

No more paper shuffling. No more data entry. No more wasted time.

Tired of this situation?

You send your company's Credit Application to a potential customer. That customer prints it, fills it out, rescans it, and emails it back. Then you have to figure out what the customer wrote and enter it into the website that will generate the customer's credit report.

This is tedious and wastes your business and your potential customer's time.

Wouldn't it be easier to send the potential customer to a branded credit application that is integrated into the platform that generates the credit report?

With a Custom Online Credit Application you can:

- ✓ Process more applicants faster
- ✓ Impress clients with convenience
- ✓ Reduce paper usage
- ✓ Receive complete applications

GET YOUR CUSTOM ONLINE CREDIT APPLICATION

Here's how the online credit application setup works.

We can have your credit application completed in 1 – 3 business days.

1. We work with you to brand your Custom Online Credit Application to your business' visual identity.

This includes adding your logo, matching your brand colors, and making the form visually match other digital forms that you may have on your website.

2. We add all needed questions to your Custom Online Credit Application.

Here's how this process generally works:

- We request that you send us your current credit application.
- We add the credit application's questions to your Custom Online Credit Application.
- We then provide you with a URL to your Custom Online Credit Application, and we ask for you to review it.
- After that, we ask that you let us know what questions should be required and if you would like to make any further changes.

3. We add the finishing touches

This includes:

- Adding your Terms
- Adding a custom Thank You message
- Setting up what URL an applicant is redirected to upon a successful submission
- Adding the emails of the users who will receive email notifications when an application has been successfully submitted

How to use your Custom Online Credit Application

1. **Grab your unique, shareable link that you will use to drive applicants to your online credit application.**

Here's how you find your link:

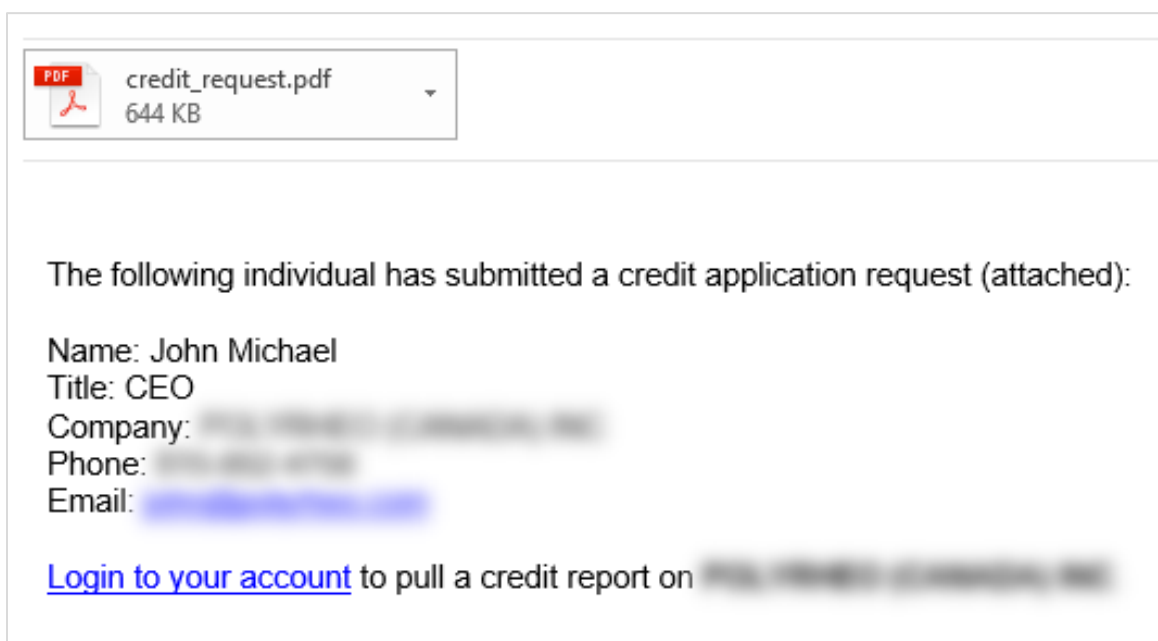
- Log in to your BCR account.
- In the navigation, hover over **Admin** and click **Credit Application Settings**.
- At the top of the page, you will find your unique link.

2. **Drive applicants to your credit application in whatever way works best for your business.**

Common approaches are:

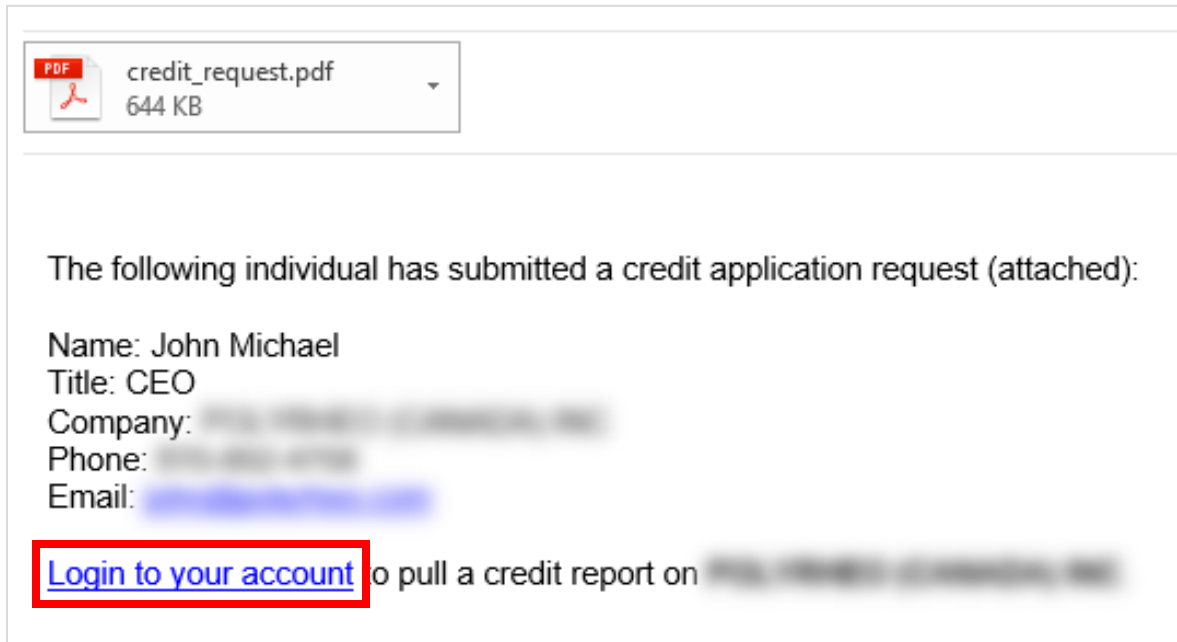
- Sending applicants a link to your Custom Online Credit Application via email
- Linking to your Custom Online Credit Application from your website
- Linking to your Custom Online Credit Application from within a PDF document

3. **Once an applicant successfully submits an application, an email notification is sent to the individuals at your business who were set up to receive them.**



4. Pull a report on the applicant:

- Log in to your BCR Account directly from the email notification.



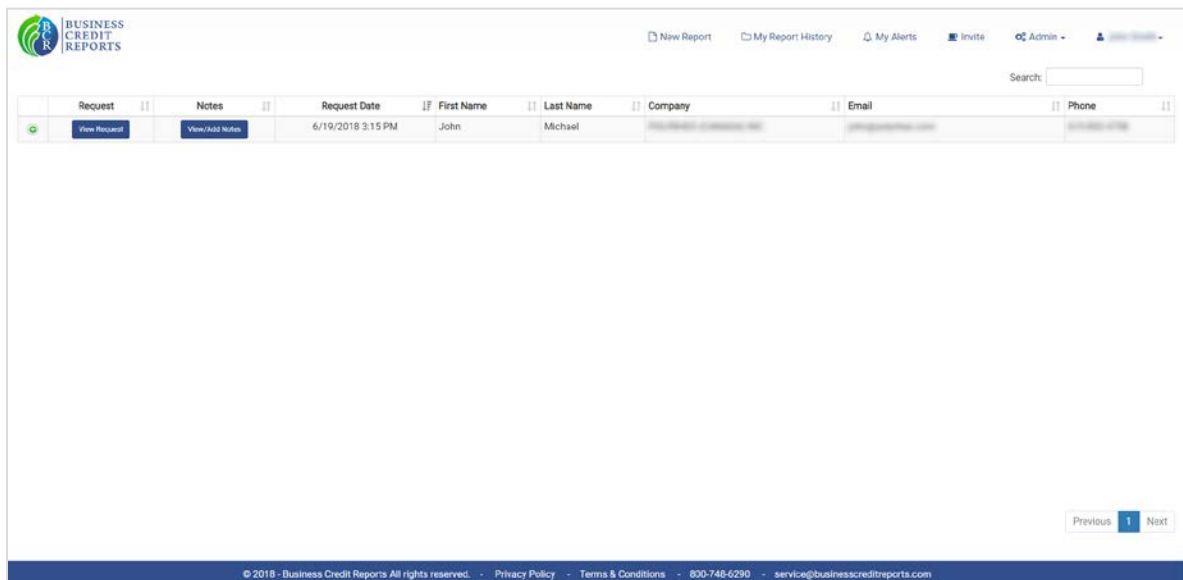
PDF credit_request.pdf
644 KB

The following individual has submitted a credit application request (attached):

Name: John Michael
Title: CEO
Company: [REDACTED]
Phone: [REDACTED]
Email: [REDACTED]

[Login to your account](#) to pull a credit report on [REDACTED]

- Upon logging in, you will be brought to the **View Credit Applications** page where your applicant submissions are stored.



BUSINESS CREDIT REPORTS

New Report My Report History My Alerts Invite Admin

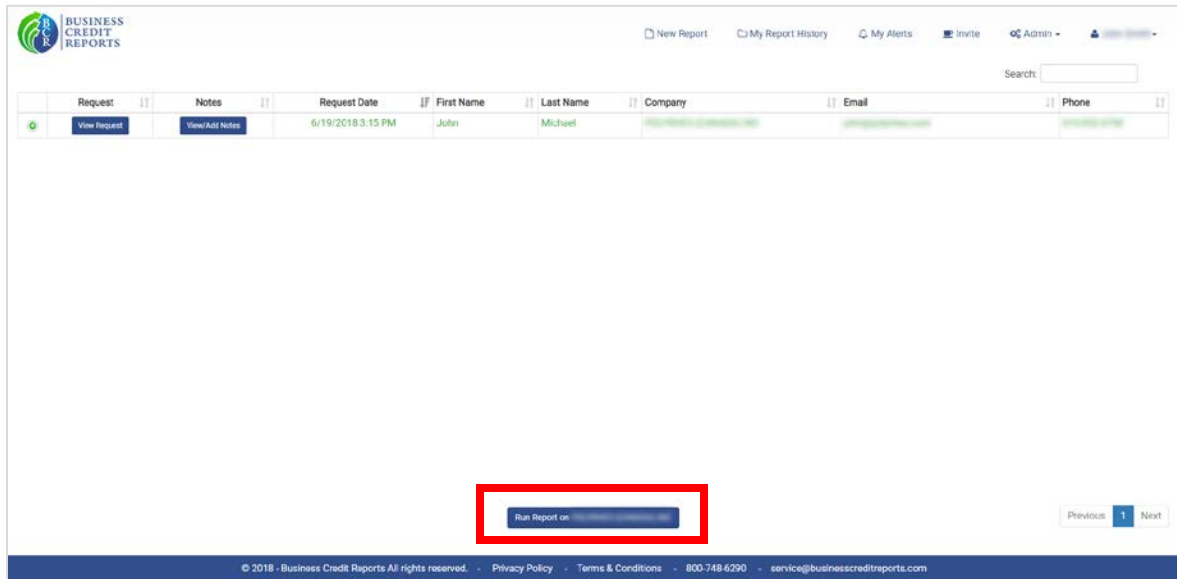
Search: [input]

Request	Notes	Request Date	First Name	Last Name	Company	Email	Phone
View Request	View/Add Notes	6/19/2018 3:15 PM	John	Michael	[REDACTED]	[REDACTED]	[REDACTED]

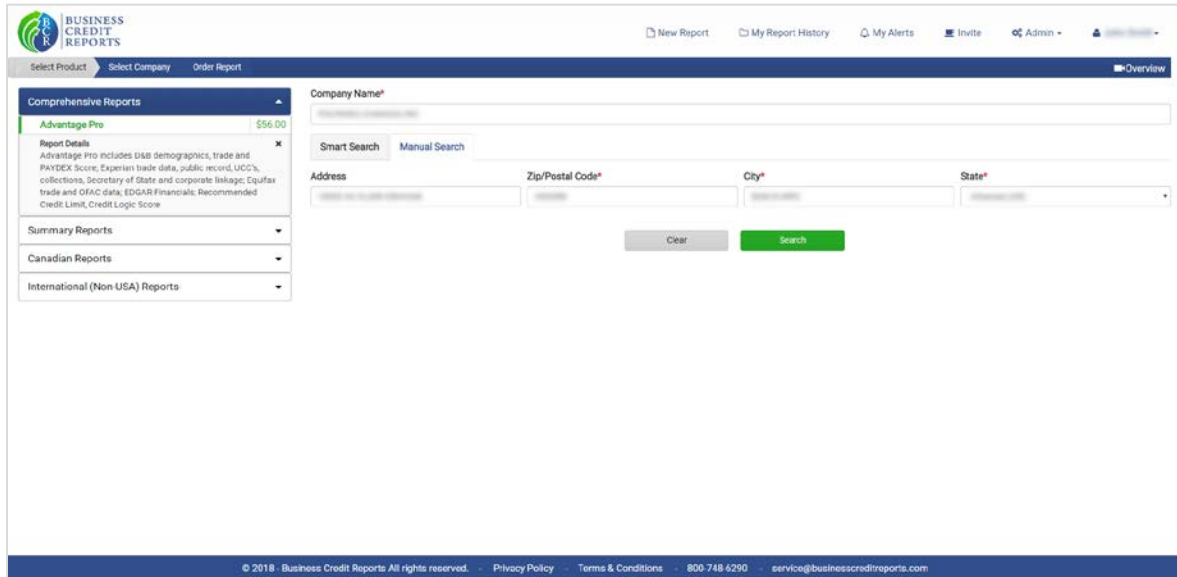
Previous 1 Next

© 2018 - Business Credit Reports All rights reserved. Privacy Policy Terms & Conditions 800-748-6290 service@businesscreditreports.com

- Simply click on the applicant that you would like to pull a report on. You will notice that your selection will be highlighted in green. After that, click the **Run Report On...** button that appears at the bottom.



- The applicant's information will be pre-populated in the search fields for you to begin your report search—all with no data entry on your part.



Save time while you process more credit applications.

GET YOUR CUSTOM ONLINE CREDIT APPLICATION